



LBIW Inc.

2020 WEST 14TH STREET
LONG BEACH, CA. 90813
Tel No. : (562) 432.5451
Fax No. : (562) 432.5929

www.lbiw.com

PRODUCT NUMBER
LB 2422/X-318
FRAME TYPE B

LOAD RATING
TRAFFIC RATED
COATING
GRATE - ASPHALTUM OR GALVANIZED
FRAME - GALVANIZED

EST. WEIGHT
WEIGHTS MAY VARY
MINUS 5 %, PLUS 10 %

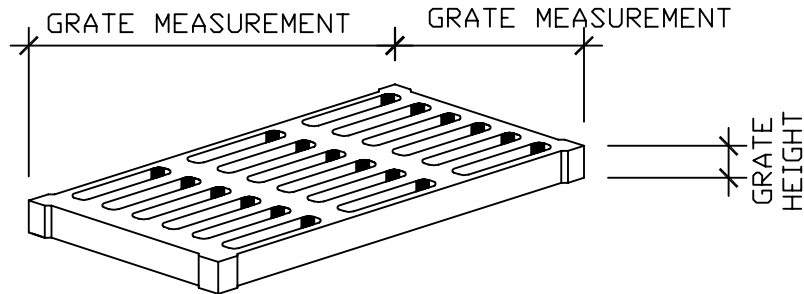
SPECIFICATION

OPEN AREA

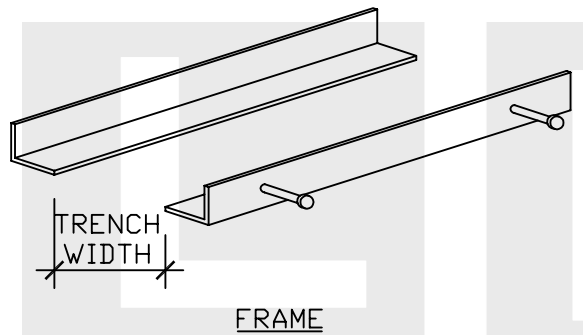
DESIGNATES MACHINED

DRAWN EB	DATE 12-15-08
REVISED 05-12-09	DATE

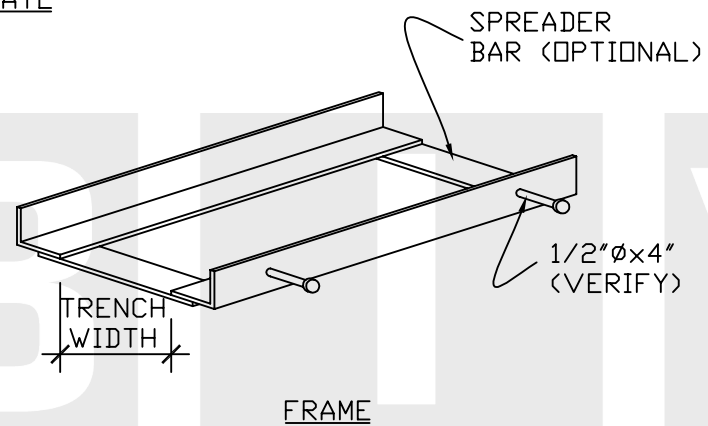
REFERENCE INFORMATION



GRATE



FRAME



FRAME

NOTE : SIDE FRAMES ARE FURNISHED IN 20'-0" LENGTHS

LB 2422

CATALOG NUMBER	GRATE MEASUREMENT	TRENCH WIDTH	GRATE HEIGHT	APPROX. WEIGHT
LB 2422H	6" x 24"	4"	2"	32 lbs
LB 2422I	8" x 24"	6"	2"	40 lbs
LB 2422J	10" x 24"	8"	2"	52 lbs
LB 2422K	12" x 24"	10"	2"	64 lbs