

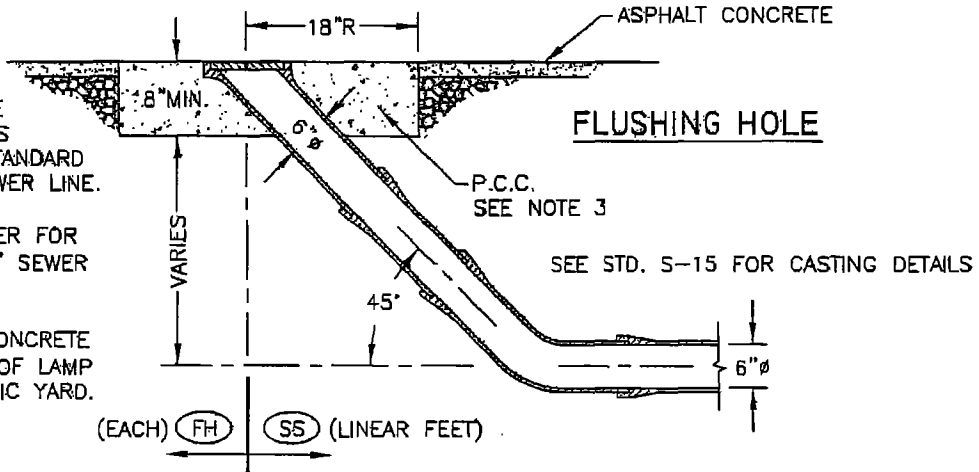
LOCATED IN STREET OR ALLEY

NOTES:

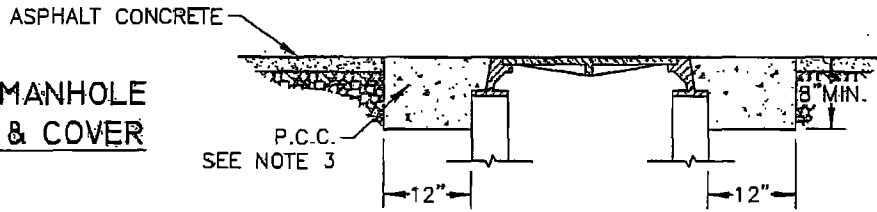
1. JOINTS TO BE CONSTRUCTED AS REQUIRED BY STANDARD SPECS. FOR SEWER LINE.

2. USE 8"Ø RISER FOR TERMINUS OF 8" SEWER MAIN.

3. CLASS "A" CONCRETE W/ 5 POUNDS OF LAMP BLACK PER CUBIC YARD.



VALVE/MANHOLE FRAME & COVER

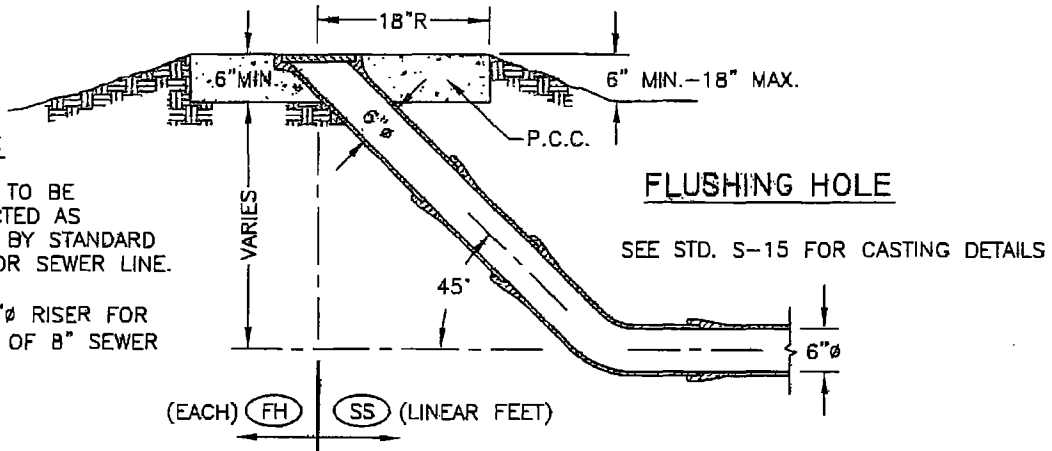


LOCATED IN EASEMENT

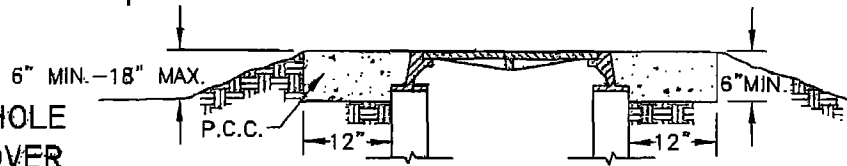
NOTES:

1. JOINTS TO BE CONSTRUCTED AS REQUIRED BY STANDARD SPECS. FOR SEWER LINE.

2. USE 8"Ø RISER FOR TERMINUS OF 8" SEWER MAIN.



VALVE/MANHOLE FRAME & COVER



SS = QUANTITY PAYMENT LIMITS FOR CITY CONTRACTS

REVISION	BY	DATE	APP. BY COUNCIL

CITY OF CHICO

STANDARD PLAN

DRAWN BY: GL DATE: 1/05
 CHECKED BY: MJ SCALE: NONE
 APPROVED: [Signature]
 DIRECTOR OF ENGINEERING

**TYPICAL METHOD FOR
SETTING APPURTENANCES**

NO. **S-13**

SHEET 1 OF 1