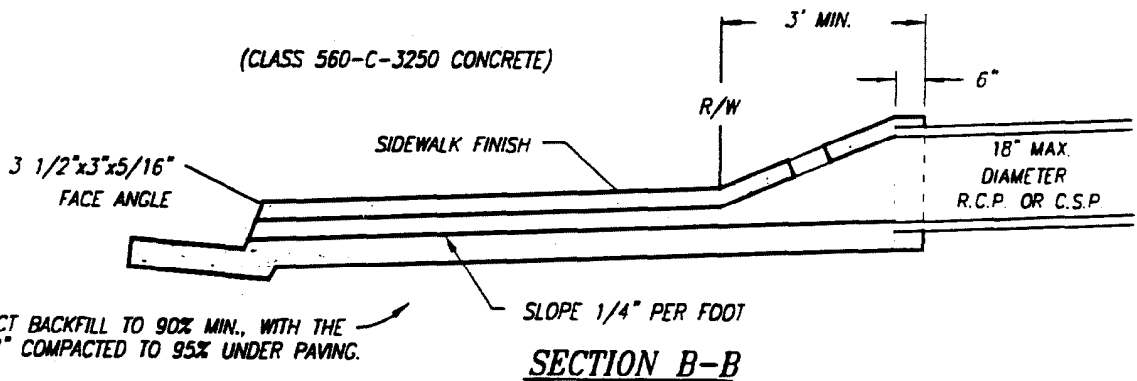
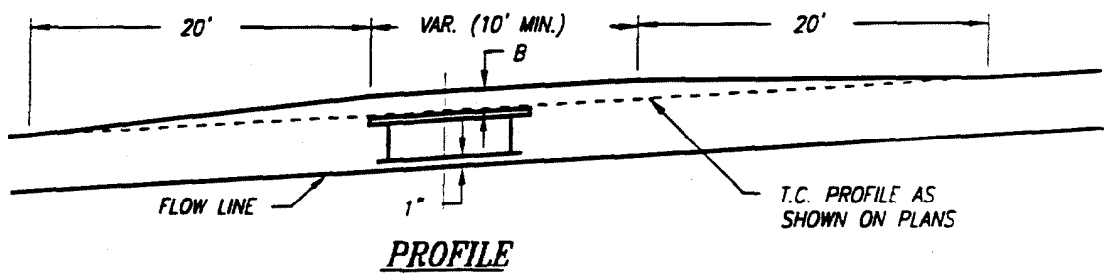


ALHAMBRA FOUNDRY A-2273
 CLEAN OUT & COVER WITH
 APPROVED LOCKING DEVICE OR
 APPROVED EQUAL



SHT. 1 OF 2

CITY OF RANCHO MIRAGE

STANDARD

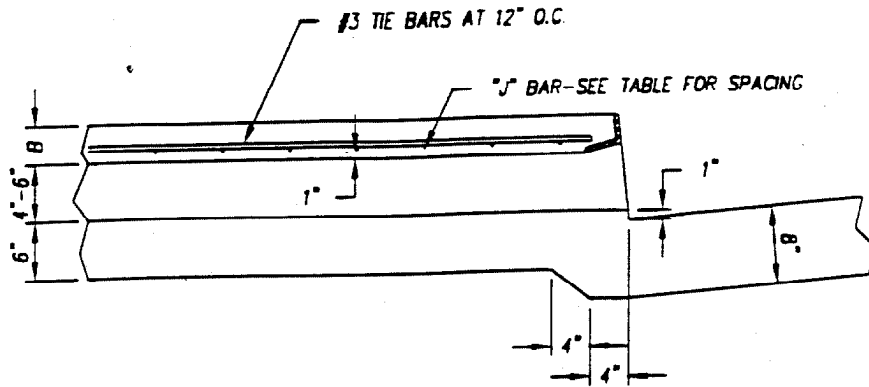
REVISIONS

UNDERWALK DRAIN

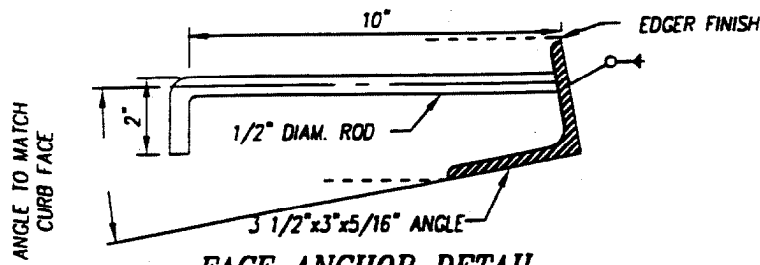
DETAIL

APPROVED BY: *[Signature]* DATE: 5/31/01

307



OUTLET DETAIL



FACE ANCHOR DETAIL

SPAN S	B	STEEL SCHEDULE J-BARS		
		SIZE	SPACING	LENGTH
2' 0"	3"	#3	7"	2' 9"
2' 6"	"	"	"	3' 3"
3' 0"	"	"	"	3' 9"
3' 6"	"	"	6"	4' 3"
4' 0"	"	"	5"	4' 9"
4' 6"	4"	"	6 1/2"	5' 3"
5' 0"	"	"	5"	5' 9"
5' 6"	"	"	4"	6' 3"
6' 0"	"	"	3 1/2"	6' 9"

LENGTH OF CURB OPENING	NO. OF ANCHORS
3' OR LESS	2
3' 6" TO 6'	3

NOTES

1. FLOOR OF UNDERWALK DRAIN SHALL HAVE A STEEL TROWEL FINISH.
2. ALL EXPOSED METAL SHALL BE GALVANIZED AFTER FABRICATION.
3. HEIGHT OF CURB OPENING WILL VARY WITH TYPE OF CURB.
4. SPAN "S" AND HEIGHT OF CURB OPENING WILL BE DETERMINED FROM THE REQUIRED HYDRAULIC CAPACITY AND LIMITED TO THE DIMENSION IN THE ABOVE TABLE.
5. REINFORCING STEEL SHALL BE 1" CLEAR TO INSIDE OF CULVERT UNLESS OTHERWISE SHOWN.
6. SPAN "S" AND HEIGHT OF OPENING AND CURB FACE SHALL BE NOTED ON THE PLANS.

SHT. 2 OF 2

CITY OF RANCHO MIRAGE		STANDARD DETAIL 307
REVISIONS	UNDERWALK DRAIN	
APPROVED BY: CITY ENGINEER DATE: 5/31/01		