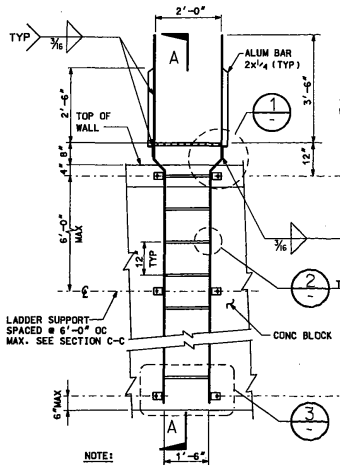


NOTE:
ALL BOLTS, NUTS, WASHERS MASONRY ANCHORS AND STUD ANCHORS SHALL BE STAINLESS STEEL TYPE 316.

LADDER ELEVATION TYPE I
NTS

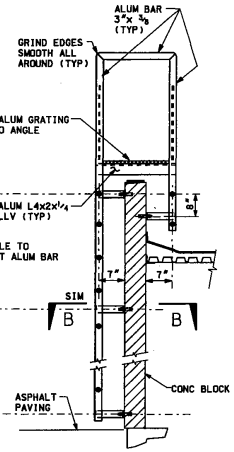


SECTION A-A

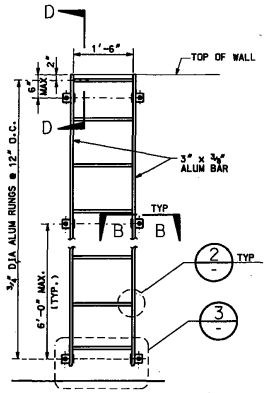


LADDER ELEVATION TYPE II

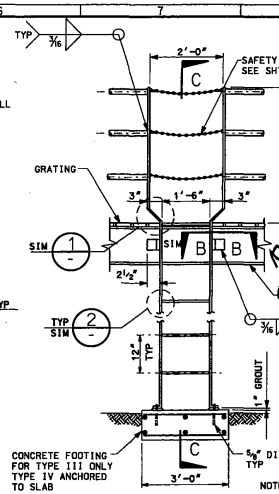


ELEVATION

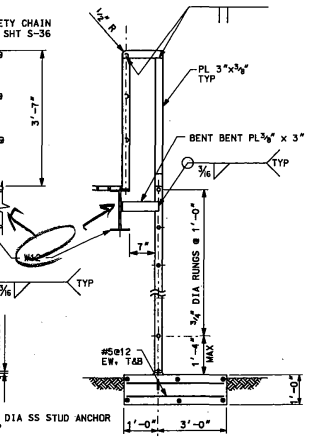


NOTE: ALL MATERIAL FOR LADDER TYPE III AND IV SHALL BE GALVANIZED STEEL.

SECTION C-C

LADDER TYPE III AND IV

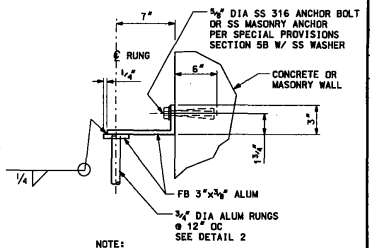


NOTE:
SUPPORT SPACED AT 6'-0" OC MAX

SECTION B-B
NTS

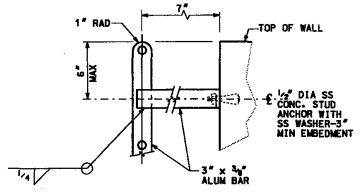


SECTION D-D

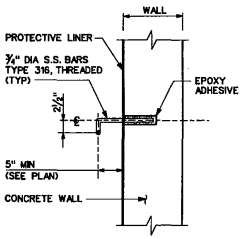


SECTION E-E

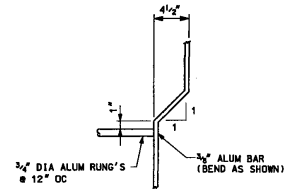


DETAIL 1
NTS

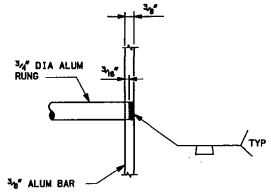


DETAIL 2
NTS

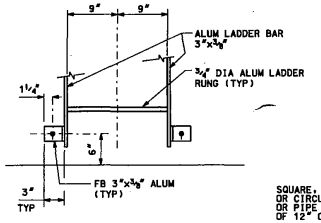


DETAIL 3
NTS

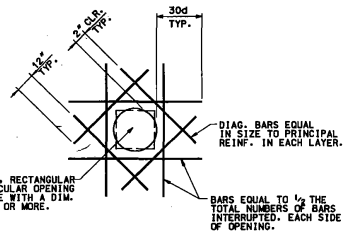


TYPICAL REINFORCING AT CONCRETE OPENING
(UNLESS OTHERWISE NOTED ON DWG'S.)

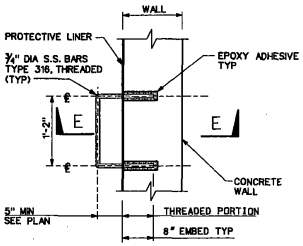


MANHOLE STEPS

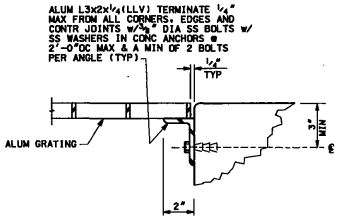


TYPICAL ALUM GRATING SUPPORT

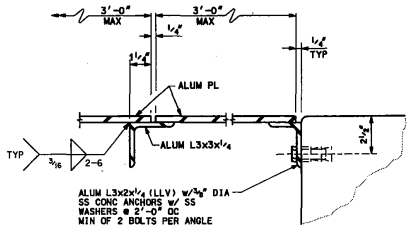


SECTION F-F

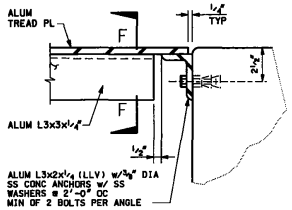


TYPICAL ALUM TREAD PLATE FOR SPAN LENGTHS UP TO 3'-6"

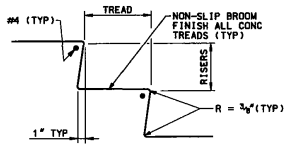


TYPICAL SECTION
STAIR DETAIL

NOTE:
FOR HANDRAIL DETAILS. SEE SHT S-36.

REGISTERED PROFESSIONAL ENGINEER MARK E. WANDSCHEER No. 1442 Exp. 12-31-07 STRUCTURAL STATE OF CALIFORNIA
8/30/07

WARNING 1" IF THIS LINE IS NOT 1" LONG, THEN DWG IS NOT TO SCALE.

COUNTY SANITATION DISTRICT NO. 14
OF LOS ANGELES COUNTY, CALIFORNIA

| | | DATE |
|---|---|---|
| DESIGNED | R. LUCERO | AUG.2007 |
| DRAWN | A. JAMES | AUG.2007 |
| CHECKED | | AUG.2007 |
| REVIEWED | | AUG.2007 |

| NO. | REVISIONS | INITIALS | DATE |
|---|---|---|---|

LANCASTER WATER RECLAMATION PLANT
PHASE I
RECYCLED WATER PUMP STATION AND STORAGE FACILITIES – PHASE I

# MISCELLANEOUS DRAWINGS
# LADDER AND TYPICAL DETAILS

SCALE: NONE
SHEET NO. S-37
DWG. NO. 14-g-65

LADD 10.06.04

r:\in\14-g65\s\14-g65_s37.dgn