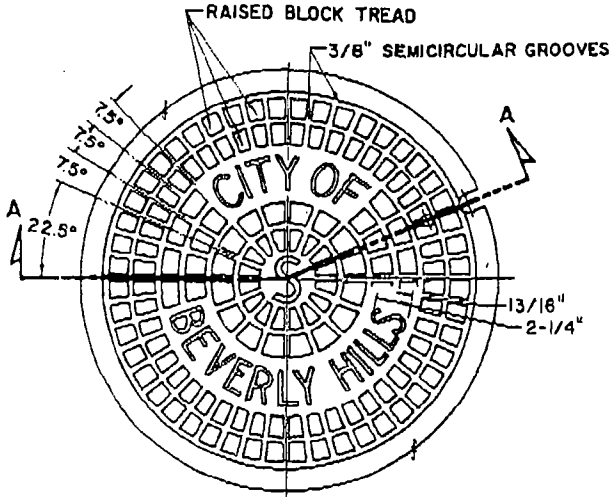

PLAN COVER TOP

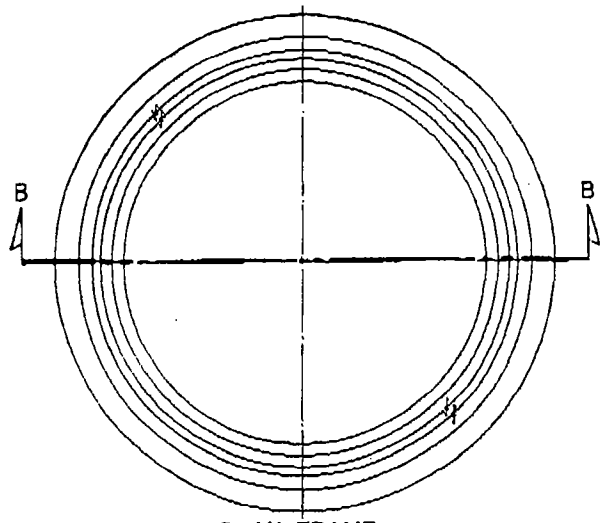

PLAN FRAME

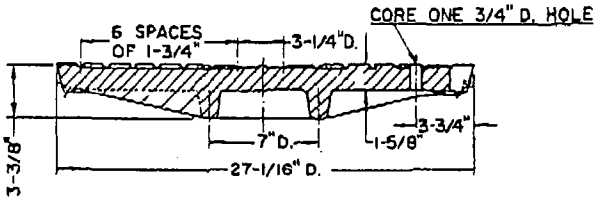

SECTION A–A

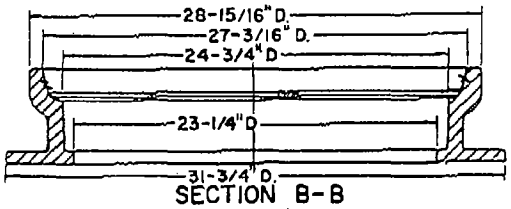

SECTION B–B

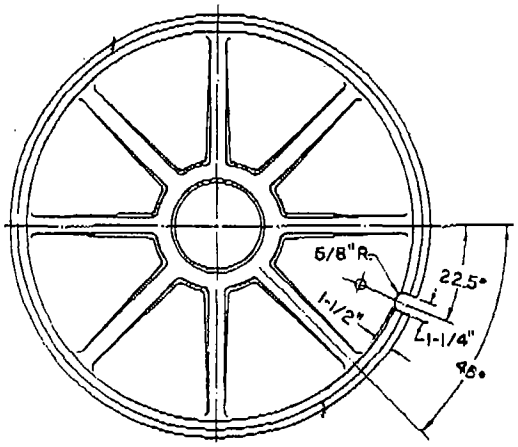

COVER, UNDERSIDE

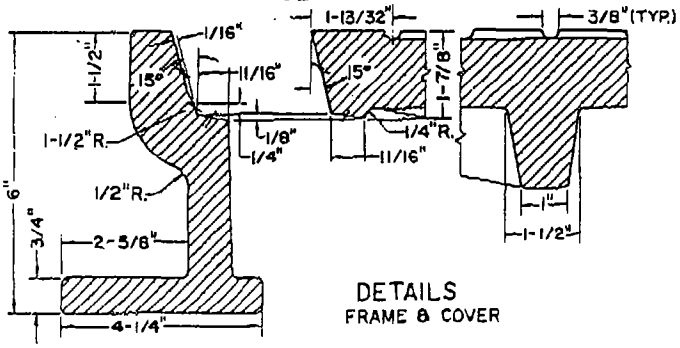

DETAILS
FRAME & COVER

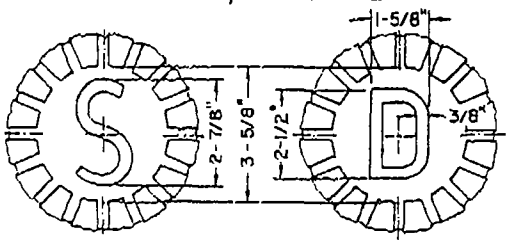

SANITARY SEWER STORM DRAIN
DETAILS OF LETTERS

NOTES

1. THE MANHOLE FRAME AND COVER SHALL BE MADE OF GRAY CAST IRON CONFORMING TO THE REQUIREMENTS OF ASTM A-48, CLASS 30.
2. ALL PARTS OF THE MANHOLE FRAME AND COVER EXCEPT MACHINED SURFACES SHALL BE COATED WITH ASPHALTUM PAINT.
3. THE MANHOLE FRAME AND COVER SHALL BE TESTED FOR ACCURACY OF FIT AND SHALL BE MARKED IN SETS BEFORE DELIVERY. THE COVER SHALL FIT THE FRAME SNUGLY BUT NOT TIGHTLY.
4. RAISED SURFACES OF LETTERS SHALL BE FLUSH WITH SURFACES OF THE RAISED BLOCK TREAD.
5. ALL RADII 1/8" UNLESS OTHERWISE SPECIFIED.
6. DRAFT TO BE 1-1/2° UNLESS OTHERWISE SPECIFIED.

NON-ROCKING MANHOLE FRAME AND COVER

REVISIONS		
MARK	DATE	DESCRIPTION

CITY OF BEVERLY HILLS, CALIFORNIA

DEPARTMENT OF PUBLIC WORKS — ENGINEERING DIVISION

RECOMMENDED George A. Chellis — CITY ENGINEER — DATE 11/24/87

APPROVED Richard E. Tuttle — PUBLIC WORKS DIRECTOR — DATE 11/24/87

STANDARD DRAWING 501