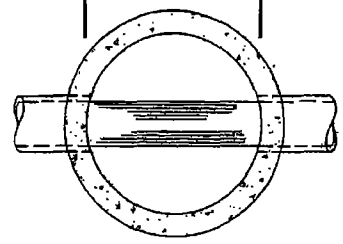
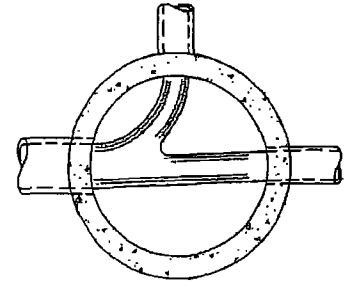


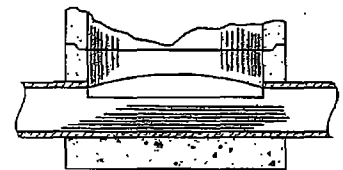
(S.S.) (S.D.) (M.H.) (S.D.) (S.S.)



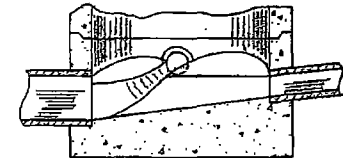
BREAK AWAY TOP
1/2 OF PIPE



DIRECTION
OF FLOW



SECTION OF PIPE CONTINUOUS
THROUGH MANHOLE



JUNCTION MANHOLE BETWEEN
DIFFERENT PIPE SIZES

SHAPING BOTTOM OF MANHOLE

(S.D.) = QUANTITY PAYMENT LIMITS
FOR CITY CONTRACTS

REVISION	
DATE	
BY	
DESCRIPTION	

CITY OF CHICO

STANDARD PLAN

DRAWN BY: GL DATE: 1/05
 CHECKED BY: MJ SCALE: NONE
 APPROVED: [Signature]
 DIRECTOR OF ENGINEERING

**STORM DRAIN AND
SANITARY SEWER MANHOLE**

NO.
S-10

SHEET 2 OF 2